

mase
GENERATORS
NORTH AMERICA



**2 YEAR/
2000 HOUR
WARRANTY**

YANMAR
Diesel Power

Genset Model # IS10.2

Control Panel

- The microprocessor based design features a vibration-proof keypad with UV protection.
- Hour-meter
- Remote ON/OFF panel (5-3/8" x 3-3/4") w/ 65' cable standard.
- Low oil pressure light and safety cut-out
- Engine and alternator high temperature warning lights and safety cut-out
- Remote Control panel with instruments is optional.

Engine

- One-side serviceability of injection and lubrication system, sea water pump and air filter
- Low oil pressure safety cut-out
- Exhaust high temperature cut-out
- Double vibration damping system
- Easy access to the disposable oil filter
- Built-in oil sump evacuation pump

Alternator

- Synchronous, 4 poles, self-excited, (AVR)
- Rotor and stator epoxy resin coated against external agents
- Rotor dynamically balanced
- Insulation class H

Sound absorbant exterior housing

The aluminum housing provides effective sound reduction and ensures the proper operation of the intercooler system. The top and side panels are removable, offering easy access during installation, and maintenance, even in very tight areas. The exterior housing of the IS10.2, offers practical, quiet function with size efficiency.

**10.0 kW maximum power
9.5 kW continuous power**

Engine cooling system

The engine cooling system is based on an internal closed coolant system. The two pumps of the raw water/coolant heat exchanger also reduce the temperature of the air flow inside the box. This system cools the alternator providing the optimal temperature for the best performance and reliability of the genset, regardless of its on-board location.

Engine

Model:	Yanmar 3TNV82
Type:	Diesel / 4-stroke
Cylinders:	3
Cylinder block material:	Cast iron
Bore:	3.20"
Stroke:	3.40"
Displacement :	1331cc
Power @ 1800rpm:	18.7hp
RPM:	1800
Compression ratio:	19.2:1
Combustion system:	Direct injection
Engine head material:	Cast iron
Speed governor:	Centrifugal mechanical
Lubrication system:	Forced
Oil sump capacity with filter:	5.81 qt.
Engine stop system:	Fuel solenoid
Fuel pump:	Electric
Fuel pump discharge:	2.3'
Fuel consump. @ full load:	.75 gal/hr
Air combustion requirement:	30 cfm
Starting battery:	70Ah - 12V
Battery charger:	40Ah - 12V
Max. inclination:	30°
Water pump flow:	6.1gal/min

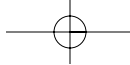
Generator Ratings

Type:	Brushless, synchronous, 4-poles, self-excited
Cooling:	Air/water (Intercooler water/air)
Voltage:	120 - 240V
Nominal current:	83.3 - 41.6A
Frequency:	60Hz
Max. power:	10.0 kW
Continuous power:	9.5 kW

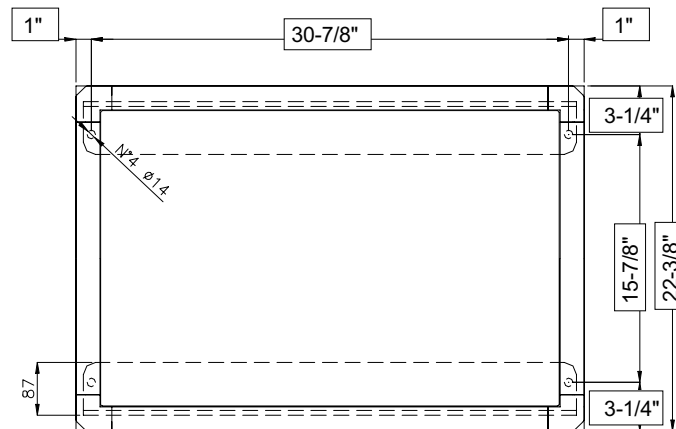
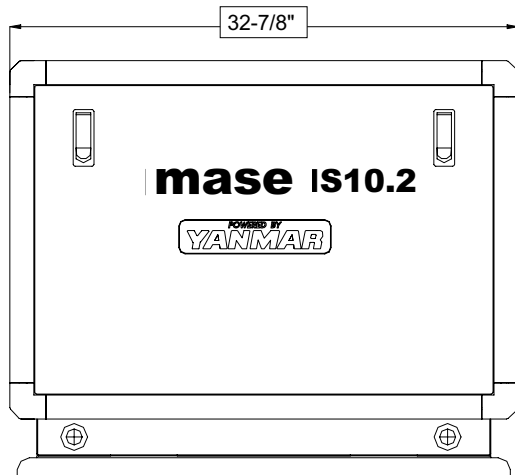
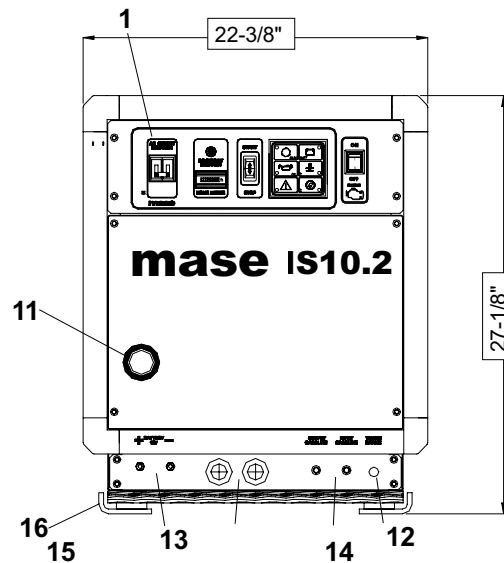
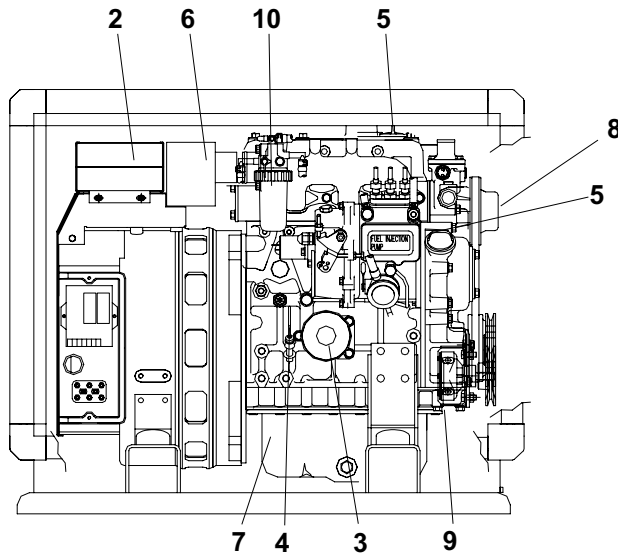
Power factor (cos ϕ):	1
Insulating class:	H
Voltage stability:	$\pm 2\%$
Frequency stability:	$\pm 5\%$

The Water/Air Intercooler

The engine cooling system is based on an internal closed coolant system. However, in addition, the unique Mase Intercooler System creates an internal circular motion of air keeping the engine, as well as the alternator, at the ideal temperature. By creating this cooling "capsule" a minimal amount of heat is absorbed and emitted by the genset.



Dimensions: (LxWxH) 32-7/8" x 22-3/8" x 27-1/8"
Weight: 555 lbs.
Sound Level: 51 dBA at 23' (7m)



Suggested Installation Accessories

- **Exhaust Kit** - reduces sound of engine exhaust
- **Water/Gas Separator Kit** - separates water and exhaust while further reducing sound
- **Siphon Break** - prevents sea water from entering the generator when off... *mandatory for below waterline installations*
- **Remote Control Panel with instruments**- Remote ON/OFF control with engine temperature and oil pressure (panel size 6" x 6" with a 65' shielded cable)

- | | |
|---------------------------|------------------------------------|
| 1- Control panel | 8 - Water pump engine |
| 2- Air / water exchanger | 9 - Raw water pump |
| 3 - Oil filter cartridge | 10 - Fuel filter |
| 4 - Oil dipstick | 11 - Exhaust hub (2") |
| 5 - Engine oil hub | 12 - Raw water intake (5/8") |
| 6 - Air filter | 13 - Battery connections |
| 7 - Electrical connection | 14 - Fuel tank connections (5/16") |
| | 15 - Cable outlet |
| | 16 - Genset base brackets |

Mase Generators S.p.A. and Mase Generators North America reserve the right to change the design or specifications without notice and without any obligation or liability whatsoever.



MASE GENERATORS S.p.A. Via Tortona, 345
 47023 Cesena (FC) Italy
 Tel.+39-0547-354311 Fax.+39-0547-317555
 Email : mase@masegenerators.com
 www : masegenerators.com



Mase Generators of North America
 Email: MaseGen@aol.com
 Website: www.MaseNorthAmerica.com
 3750 Hacienda Boulevard Suite e Davie, FL 33314 #27-1001
 Ph: 954-327-0234, Fax: 954-327-0245

